


**Data**

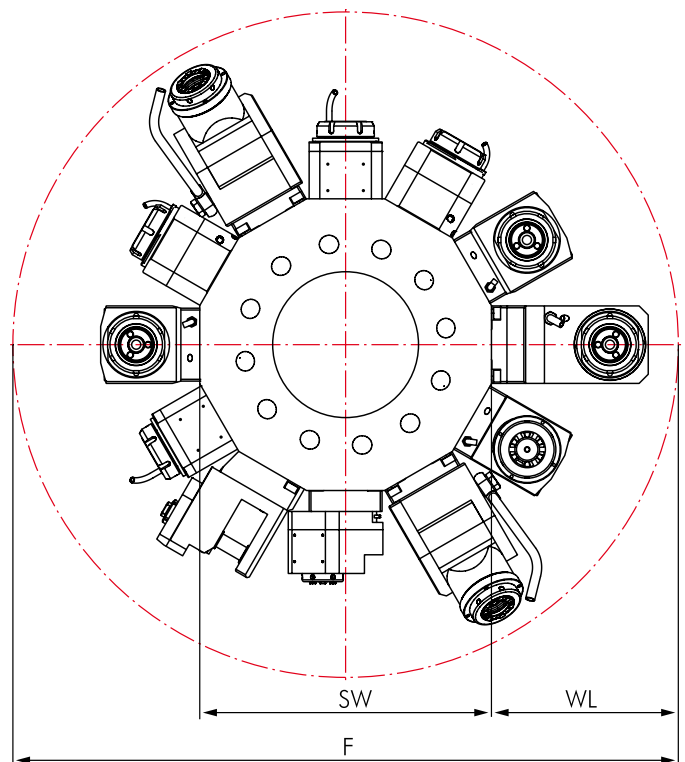
Machine type Series		Turret Stations
<b>MT</b>	<b>12</b>	15



**Star-type Turret „BMT“**



**Interference Circles**



Machine type Series	F	SW	WL
<b>MT 12</b>	670	380	145

## Driven Toolholders

	Page		Page
<b>Straight Unit, Offset type</b>	252		
		<b>Angle Unit</b>	253
			

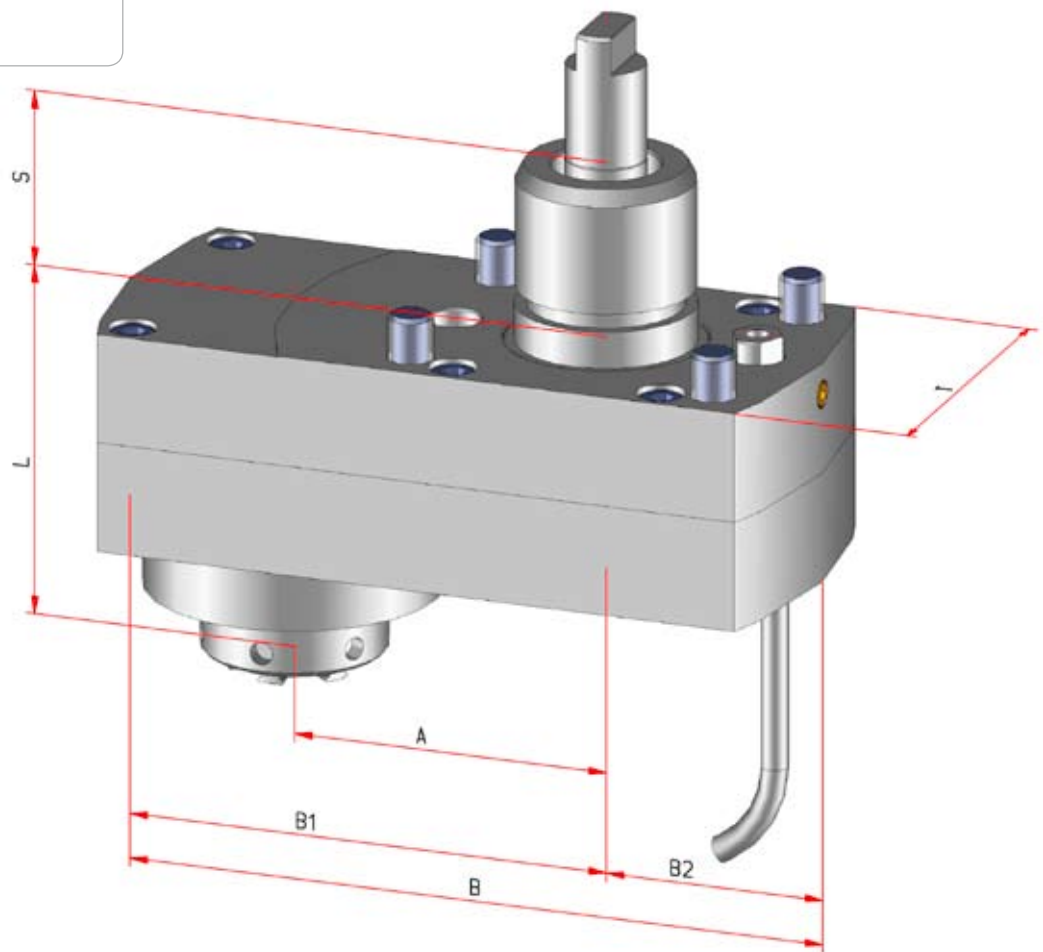
## Options and Accessories

<b>Accessories</b>		
		
		Collets DIN 6499 309
		Threading Collets 309
		Wrenches 309
		Clamping Nuts 309
		Sleeves and Bushings 310



## Straight Unit, Offset type

for Manufacturer	
	
for Machine type	
<b>MT 12</b>	
Dimensions	
Turret type	Star-type Turret
Shank	BMT Ø 40 mm
Drive	Tang
SW	7,88 mm

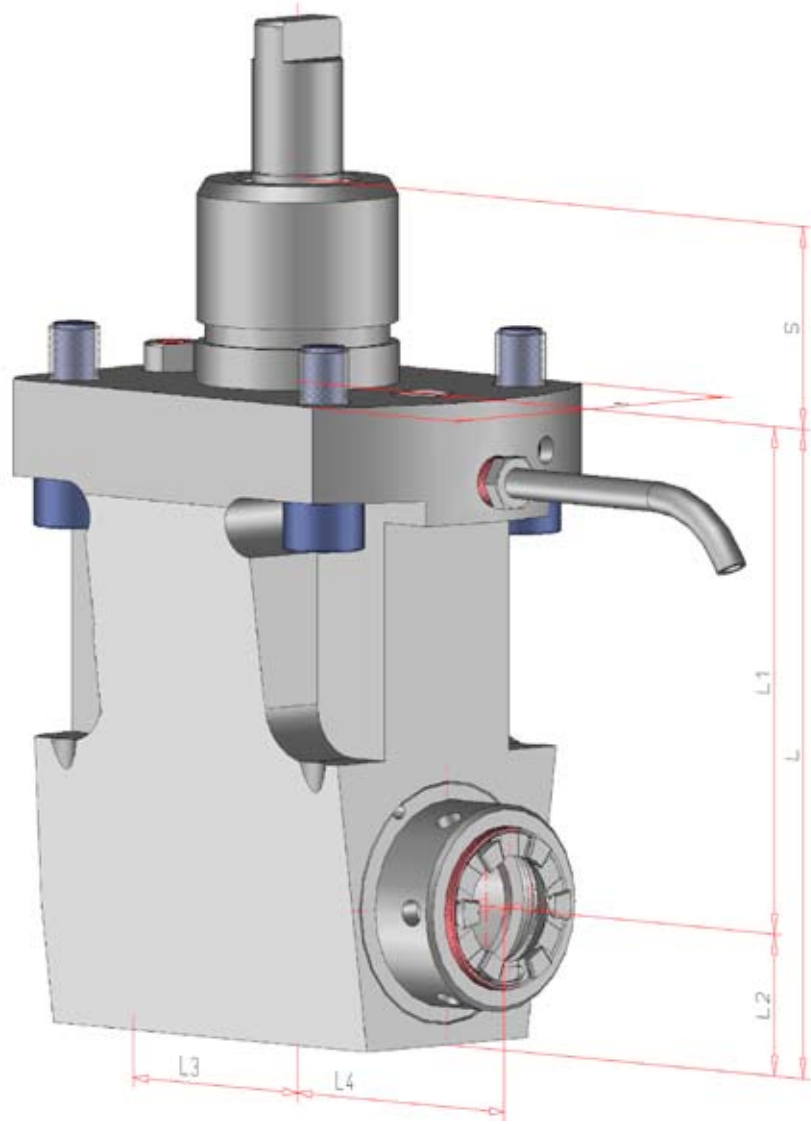


Order No.	Tool holder	Clamping range mm	Torque max.	n1/n2 (max.) (r.p.m.)	Gear Ratio	Coolant	L mm	A mm	B mm	B1 mm	B2 mm	S mm	T mm
124002	ER 25	0,5-16	25 Nm	6.500 / 6.500	i=1:1	external	80	72	160	38	50	40	74

# Angle Unit

for Manufacturer	
	
for Machine type	
<b>MT 12</b>	
Dimensions	
Turret type	Star-type Turret
Shank	BMT Ø 40 mm
Drive	Tang
SW	7,88 mm

Turret type      Star-type Turret  
Shank              Ø 40 mm



Order No.	Tool holder	Clamping range mm	Torque max.	n1/n2 (max.) (r.p.m.)	Gear Ratio	Coolant	L mm	L1 mm	L2 mm	L3 mm	L4 mm	S mm	T mm
124490	ER 25	0,5-16	25 Nm	6.500 / 6.500	i=1:1	external	128	100	28	46	58	40	74