


**Data**

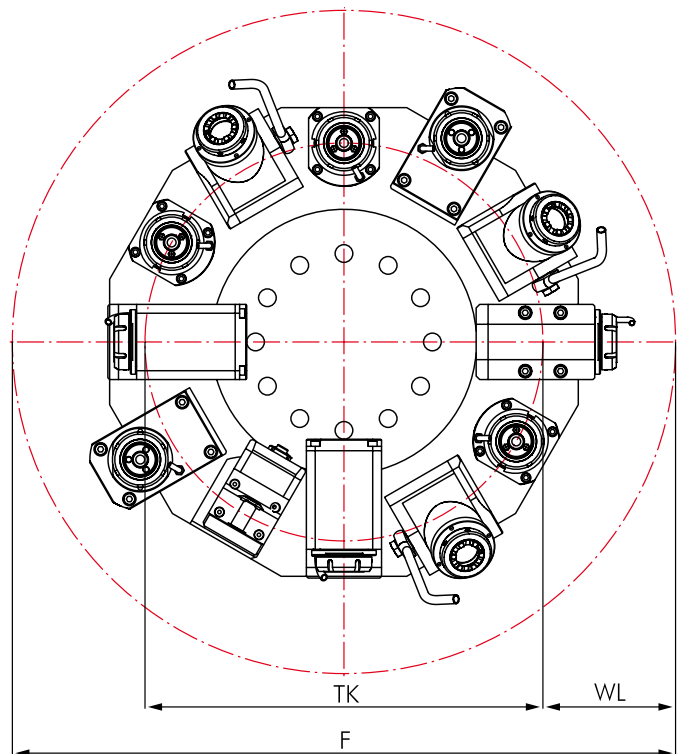
Machine type Series	Turret Stations
<b>LVT 300 M</b>	12



**Disc-type Turret VDI 40**





**Interference Circles**



Machine type Series	F	TK	WL
<b>LVT 300</b>	731	376	177

## Driven Toolholders

	Page		Page
<b>Straight Unit</b>			172
<b>Angle Unit</b>			173

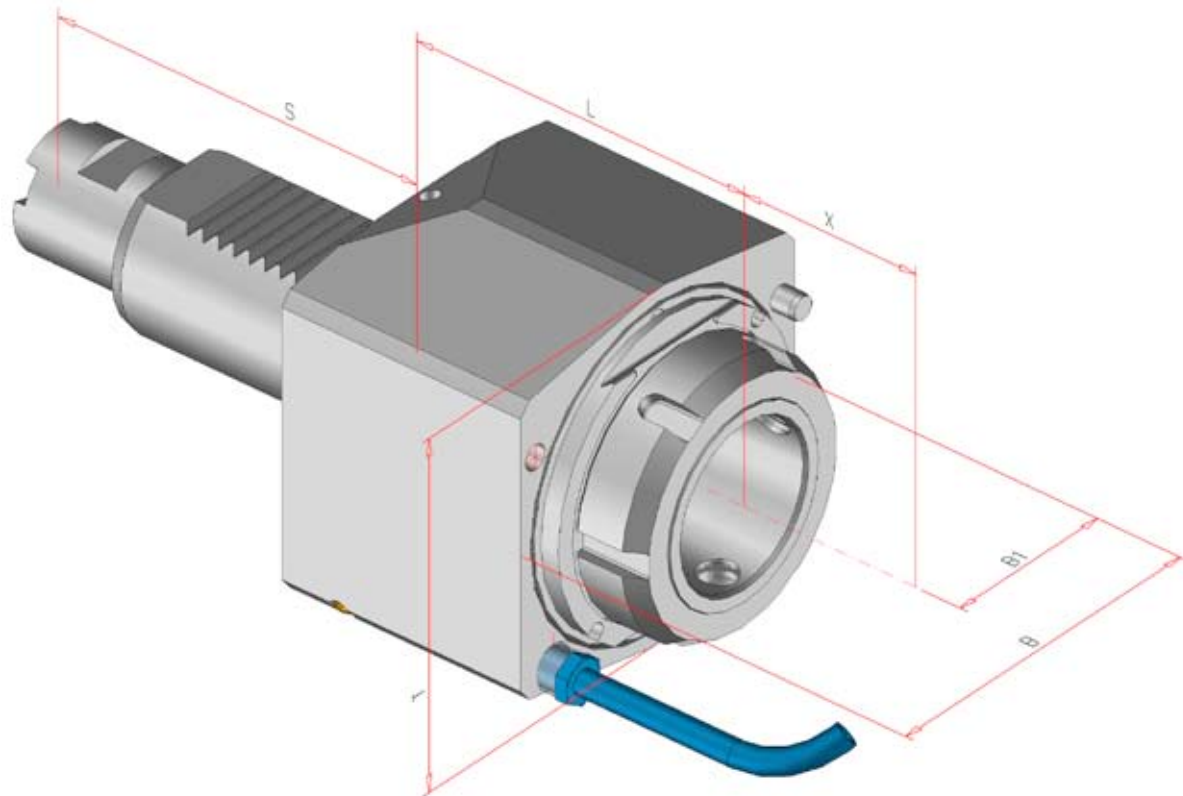
## Options and Accessories

<b>mi Toolholders</b>		mi System Description Toolholders Accessories	275 278-283 283-284
<b>Standard VDI Toolholders</b>		VDI Toolholders Accessories	301-308 309-310
<b>Accessories</b>		Collets DIN 6499 Threading Collets Wrenches Clamping Nuts Sleeves and Bushings	309 309 309 309 310



## Straight Unit


for Manufacturer	
<b>LOKUMA</b>	
for Machine type	
<b>LVT 300 - M</b>	
Dimensions	
Revolver type	Disc-type Turret
Shank	VDI 40
Drive	Layer gear; single level
Graduation	30 / 60°



Order No.	Tool holder	Clamping range mm	Torque max.	n1/n2 (max.) (r.p.m.)	Gear Ratio	Coolant	X mm	L mm	B mm	B1 mm	S mm	T mm
103441	ER 32	1,0-20	80 Nm	6.500 / 6.500	i = 1:1	external	-	75,5	87	38	93	75
133711	ER 32	1,0-20	80 Nm	6.500 / 6.500	i = 1:1	internal	-	75,5	87	38	93	75
133712	mi 50		80 Nm	6.500 / 6.500	i = 1:1	internal	-	85,0	84	42	93	84

# Angle Unit

for Manufacturer	
<b>LOKUMA</b>	
for Machine type	
<b>LVT 300 - M</b>	
Dimensions	
Revolver type	Disc-type Turret
Shank	VDI 40
Drive	Layer gear; single level
Graduation	30 / 60°
Note	no reversion of rotation (drive side direction = output side direction)



Order No.	Tool holder	Clamping range mm	Torque max.	n1/n2 (max.) (r.p.m.)	Gear Ratio	Coolant	L mm	L1 mm	L2 mm	L3 mm	L4 mm	S mm	T mm
103528	ER 32	1,0-20	50 Nm	6.500 / 6.500	i = 1:1	external	109	70	39	66	70	93	80
133717	ER 32	1,0-20	50 Nm	6.500 / 6.500	i = 1:1	internal	109	70	39	66	70	93	80
103486	mi 50		50 Nm	6.500 / 6.500	i = 1:1	internal	109	70	39	66	85	93	80